

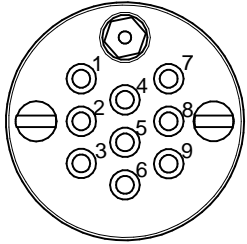
PROPRIETARY AND CONFIDENTIAL
 THE INFORMATION CONTAINED IN THIS DRAWING IS THE SOLE PROPERTY OF ACCU-GLASS PRODUCTS INC. ANY REPRODUCTION IN PART OR AS WHOLE WITHOUT THE WRITTEN PERMISSION OF ACCU-GLASS PRODUCTS INC. IS **PROHIBITED.**

WIRING CAUTION
(ONLY WHEN USED IN CONJUNCTION WITH 9C FEEDTHROUGH):
 9C FEEDTHROUGH (NOT SHOWN) PIN 1 REVERSES POSITION FROM VACUUM SIDE TO AIR SIDE DUE TO THE MALE TO MALE CONFIGURATION OF THE FEEDTHROUGH. (MIRROR IMAGE)

THIS CAN BE ACCOUNTED FOR IN ONE OF THREE WAYS:
 1. WHEN WIRING EITHER THE AIR OR VACUUM SIDE CONNECTOR
 2. USING AN AIR OR VACUUM SIDE GENDER ADAPTER
 3. USING A FEMALE TO FEMALE EXTENSION CABLE ASSEMBLY

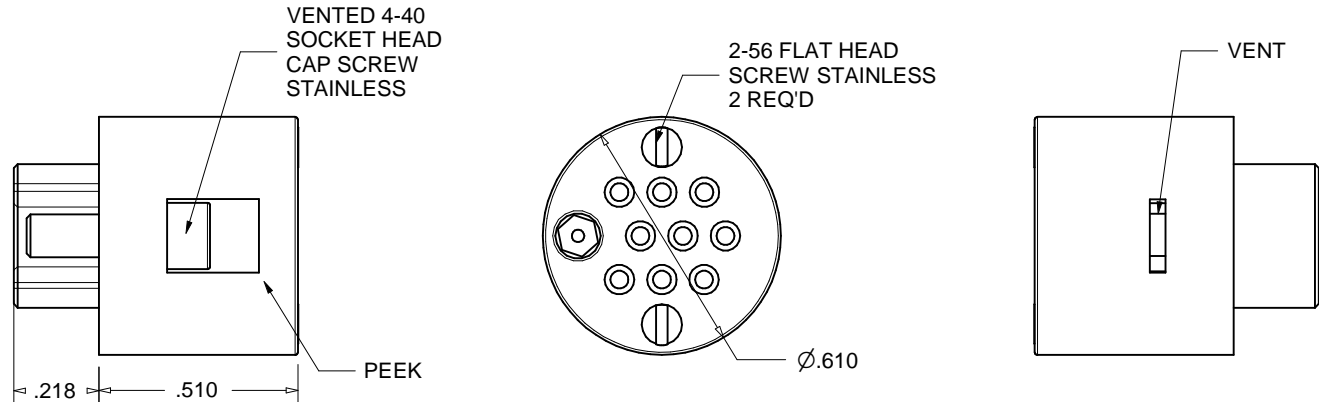
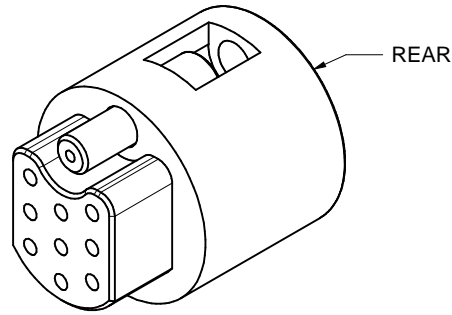
Rev	Description	Date	Approved

**HOLE NUMBER ASSIGNMENTS
 REAR VIEW**



NUMBERS DO NOT APPEAR ON PART

- ACCU-GLASS PRODUCTS, INC.
 TYPICAL WIRING
 1 - BROWN STRIPE
 2 - BLUE STRIPE
 3 - YELLOW STRIPE
 4 - GREEN STRIPE
 5 - NO STRIPE
 6 - PURPLE STRIPE
 7 - BLACK STRIPE
 8 - RED STRIPE
 9 - GREY STRIPE



RELATED CONTACTS, TYPE-T1
P/N 100180, STANDARD, USE WITH 20-24AWG WIRE
P/N 100181, STANDARD, USE WITH 26-30AWG WIRE
P/N 110908, HIGH-USE, USE WITH 20-24AWG WIRE
P/N 110909, HIGH-USE, USE WITH 26-30AWG WIRE
P/N 100190, CRIMP TOOL FOR TYPE-T1 CONTACTS



Accu-Glass Products Inc.
 700 Arroyo Ave.
 San Fernando, CA 91340
 TEL 818-365-4215
 FAX 818-365-7074
 accuglassproducts.com

Notes:
 1. CONNECTORS DO NOT INCLUDE CONTACTS
 2. WIRES MUST BE THREADED THROUGH THE CONNECTOR REAR PIECE BEFORE CRIMPING THE CONTACTS

UNCONTROLLED WEB COPY

Material SEE ABOVE	
Tolerances unless otherwise specified.	
.X ± .03	Angular: +/- .5°
.XX ± .01	Finish: Min. 63 Ra
.XXX ± .005	

Title: 9C-PKS 9C PEEK (FEMALE) CONNECTOR ASSEMBLY			
Drawn By Date	CR 042709	DWG. NO. 100150	Rev. A
Approved	C M	Sheet 1 OF 1	