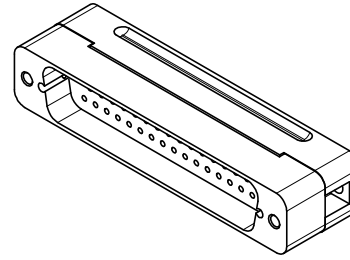


PROPRIETARY AND CONFIDENTIAL
 THE INFORMATION CONTAINED IN THIS DRAWING IS THE SOLE PROPERTY OF ACCU-GLASS PRODUCTS INC. ANY REPRODUCTION IN PART OR AS WHOLE WITHOUT THE WRITTEN PERMISSION OF ACCU-GLASS PRODUCTS INC. IS **PROHIBITED.**

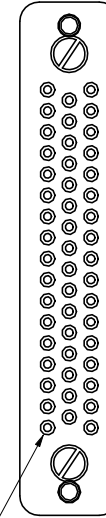
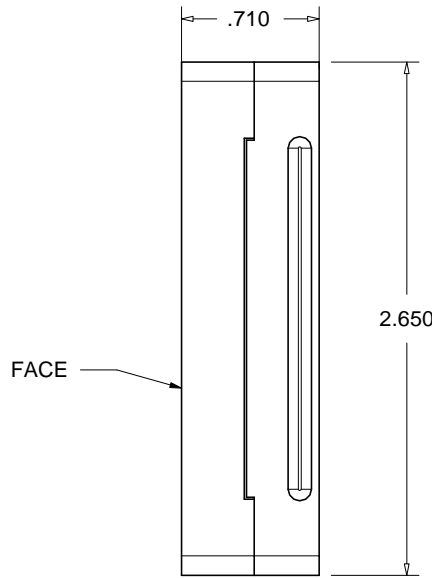
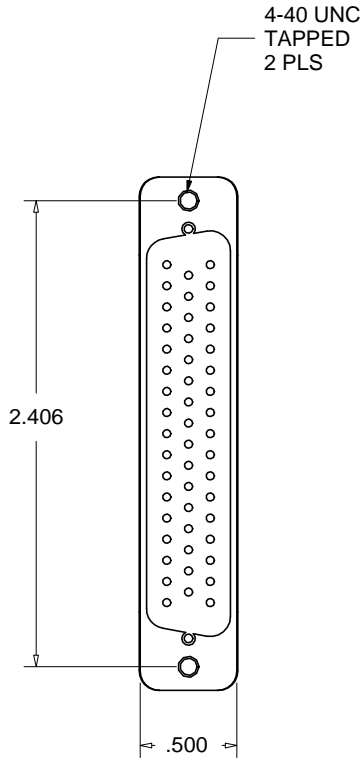
Rev	Description	Date	Approved
A	INITIAL RELEASE	022310	C M



PIN NUMBER ASSIGNMENTS
 MALE 50D CONNECTOR

0 1 2 3 4 5 6 7 8 9 10 11 12 13 14 15 16 17 18 19 20 21 22 23 24 25 26 27 28 29 30 31 32 33 34 35 36 37 38 39 40 41 42 43 44 45 46 47 48 49

FACE VIEW



*** NOTE:**
 WIRES MUST BE THREADED THROUGH THE HOLES ON THIS BACK PIECE BEFORE CRIMPING CONTACTS

RELATED CONTACTS, TYPE-T1 (MALE)
P/N 100170, STANDARD, USE WITH 20-24AWG WIRE
P/N 100171, STANDARD, USE WITH 26-30AWG WIRE
P/N 100190, CRIMP TOOL FOR TYPE-T1 CONTACTS
P/N 100475, BACKSHELL STRAIN RELIEF



Accu-Glass Products Inc.
 25047 Anza Drive
 Valencia, CA 91355
 TEL 818-365-4215
 FAX 818-365-7074
 accuglassproducts.com

Notes:
 1. DIMENSIONS SYMMETRICAL ABOUT CENTERLINES
 2. CONTACTS NOT INCLUDED

Material PEEK \ STAINLESS	
Tolerances unless otherwise specified.	
.X ± .03	Angular: +/- .5°
.XX ± .01	Finish: Min. 63 Ra
.XXX ± .005	

Title: 50D-PKP PEEK 50D MALE CONNECTOR ASSEMBLY			
Drawn By Date	CR 2/2/2010	DWG. NO. 100430	Rev. A
Approved	C M	PDFE	Sheet 1 OF 1