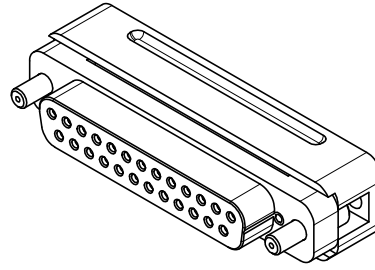


PROPRIETARY AND CONFIDENTIAL
 THE INFORMATION CONTAINED IN THIS DRAWING IS THE SOLE PROPERTY OF ACCU-GLASS PRODUCTS INC. ANY REPRODUCTION IN PART OR AS WHOLE WITHOUT THE WRITTEN PERMISSION OF ACCU-GLASS PRODUCTS INC. IS **PROHIBITED.**

PIN NUMBER ASSIGNMENTS
 FEMALE 25D CONNECTOR

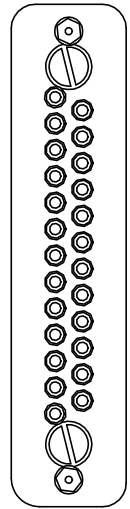
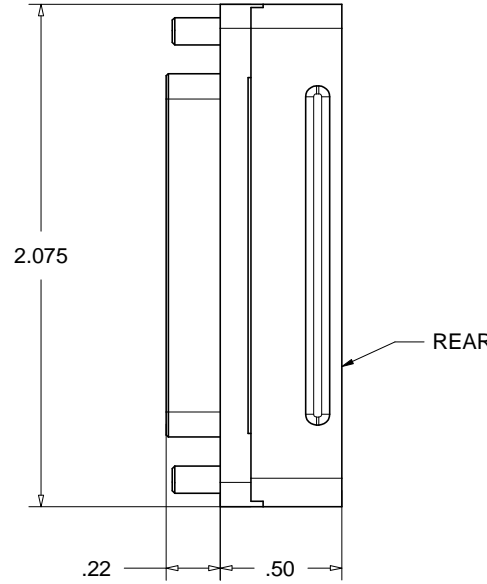
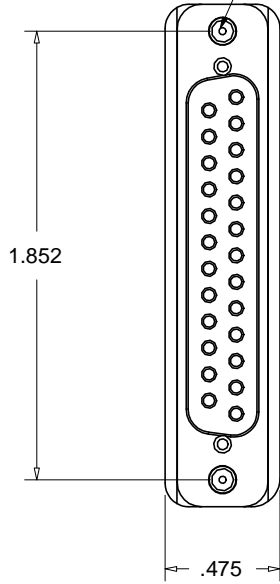
1 2 3 4 5 6 7 8 9 10 11 12 13 14 15 16 17 18 19 20 21 22 23 24 25

REAR VIEW



Rev	Description	Date	Approved
A	INITIAL RELEASE	022310	C M

4-40 VENTED
 SOCKET HEAD
 CAP SCREW SS
 2 PLS



RELATED CONTACTS, TYPE-T1
P/N 100180, STANDARD, USE WITH 20-24AWG WIRE
P/N 100181, STANDARD, USE WITH 26-30AWG WIRE
P/N 110908, HIGH-USE, USE WITH 20-24AWG WIRE
P/N 110909, HIGH-USE, USE WITH 26-30AWG WIRE
P/N 100190, CRIMP TOOL FOR TYPE-T1 CONTACTS
P/N 100465, BACKSHELL STRAIN RELIEF

* NOTE: CONTACT RETAINING COMBS INCLUDED (NOT SHOWN)



Accu-Glass Products Inc.
 25047 Anza Drive
 Valencia, CA 91355
 TEL 818-365-4215
 FAX 818-365-7074
 accuglassproducts.com

- Notes:
- DIMENSIONS SYMMETRICAL ABOUT CENTERLINES
 - CONTACTS NOT INCLUDED

Material PEEK / STAINLESS	
Tolerances unless otherwise specified.	
.X ± .03	Angular:
.XX ± .01	+/- .5°
.XXX ± .005	Min. 63 Ra

Title: 25D-PKS			
PEEK 25D FEMALE CONNECTOR ASSEMBLY			
Drawn By Date	CR 2/2/2010	DWG. NO. 100460	Rev. A
Approved	C M	PDFE	Sheet 1 OF 1

*** UNCONTROLLED WEB COPY ***