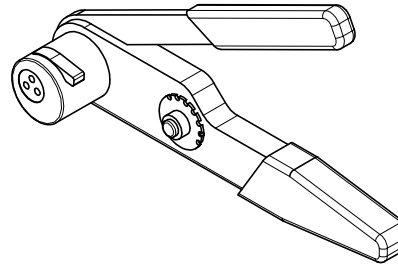


PROPRIETARY AND CONFIDENTIAL
 THE INFORMATION CONTAINED IN THIS
 DRAWING IS THE SOLE PROPERTY OF
 ACCU-GLASS PRODUCTS INC. ANY
 REPRODUCTION IN PART OR AS WHOLE
 WITHOUT THE WRITTEN PERMISSION OF
 ACCU-GLASS PRODUCTS INC. IS
PROHIBITED.

| Rev | Description | Date | Approved |
|-----|-----------------|--------|----------|
| A | INITIAL RELEASE | 020410 | C M |

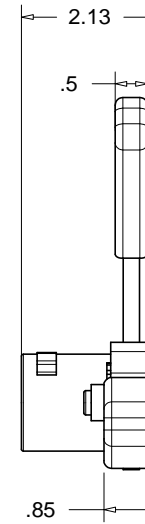
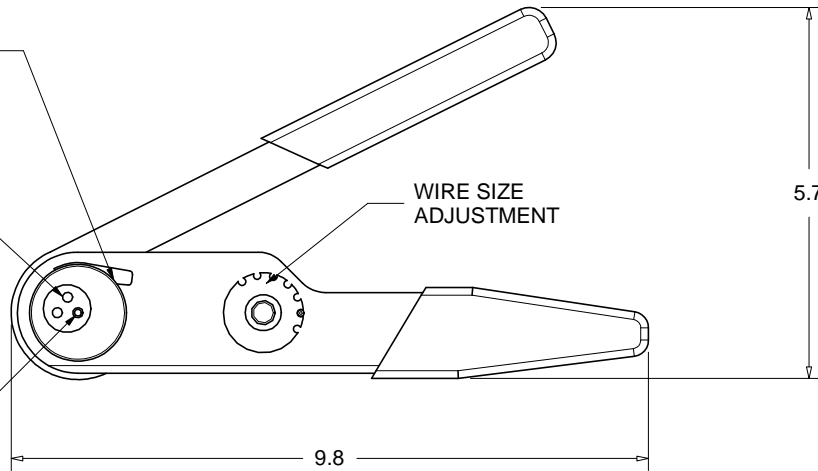


**TURRET RELEASE
 HANDLE MUST BE IN
 OPEN POSITION BEFORE
 RELEASING**

CONTACT TYPE
 ADJUSTMENT
 TURRET

WIRE SIZE
 ADJUSTMENT

CRIMP HOLE



FOR REFERENCE ONLY

| |
|-------------------------------------|
| RELATED CONTACTS, DCT-5 |
| P/N 110701, TYPE-T5p FEMALE CONTACT |
| P/N 110235, TYPE-T5i FEMALE CONTACT |
| P/N 110700, TYPE-T5p MALE CONTACT |



Accu-Glass Products Inc.
 25047 Anza Drive
 Valencia, CA 91355
 TEL 818-365-4215
 FAX 818-365-7074
 accuglassproducts.com

Notes:
 1. DIMENSIONS SYMMETRICAL ABOUT CENTERLINES

UNCONTROLLED WEB COPY

| | |
|--|-----------------------|
| Material assembly | |
| Tolerances unless otherwise specified. | |
| .X ± .03 | Angular: +/- .5° |
| .XX ± .01 | Finish: Min. 63 Ra |
| .XXX ± .005 | |

| | | | |
|---|----------------|---------------------------|------------------|
| Title: DCT-5 | | | |
| CRIMP TOOL FOR TYPE-T5i AND T5p CONTACTS | | | |
| Drawn By Date | CR 2/2/2010 | DWG. NO. 110702 | Rev. A |
| Approved | CM | PDFE | Sheet 1 OF 1 |