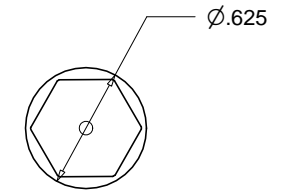
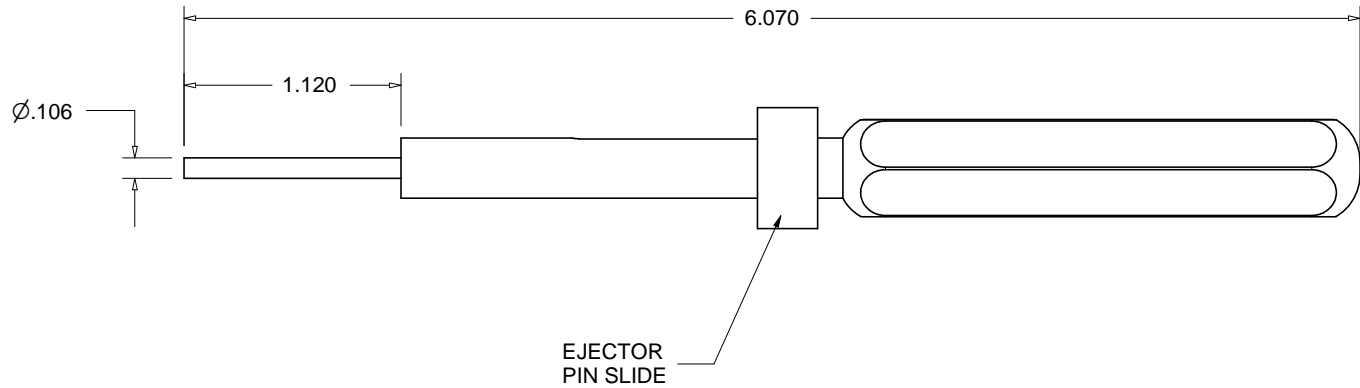
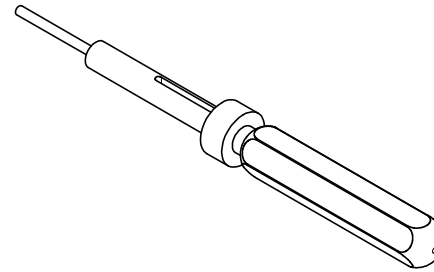


PROPRIETARY AND CONFIDENTIAL
 THE INFORMATION CONTAINED IN THIS
 DRAWING IS THE SOLE PROPERTY OF
 ACCU-GLASS PRODUCTS INC. ANY
 REPRODUCTION IN PART OR AS WHOLE
 WITHOUT THE WRITTEN PERMISSION OF
 ACCU-GLASS PRODUCTS INC. IS
PROHIBITED.

Rev	Description	Date	Approved
A	INITIAL RELEASE	020410	C M



FOR REFERENCE ONLY

RELATED CONTACTS, ET-M40
 P/N 110235, CONTACT, FEMALE TYPE-T5i



Accu-Glass Products Inc.
 25047 Anza Drive
 Valencia, CA 91355
 TEL 818-365-4215
 FAX 818-365-7074
 accuglassproducts.com

Notes:
 1. DIMENSIONS SYMMETRICAL ABOUT CENTERLINES

UNCONTROLLED WEB COPY

Material assembly	
Tolerances unless otherwise specified.	
.X ± .03	Angular: +/- .5°
.XX ± .01	Finish: Min. 63 Ra
.XXX ± .005	

Title: ET-M40			
EXTRACTION TOOL FOR TYPE T5i CONTACTS			
Drawn By Date	CR 2/2/2010	DWG. NO. 111612	Rev. A
Approved	C M	PDFE	Sheet 1 OF 1