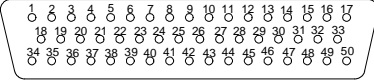



PROPRIETARY AND CONFIDENTIAL
 THE INFORMATION CONTAINED IN THIS DRAWING IS THE SOLE PROPERTY OF ACCU-GLASS PRODUCTS INC. ANY REPRODUCTION IN PART OR AS WHOLE WITHOUT THE WRITTEN PERMISSION OF ACCU-GLASS PRODUCTS INC.IS **PROHIBITED.**

PIN NUMBER ASSIGNMENTS
 FEMALE 50D CONNECTOR



REAR VIEW

PIN NUMBER ASSIGNMENTS
 MALE 50D CONNECTOR



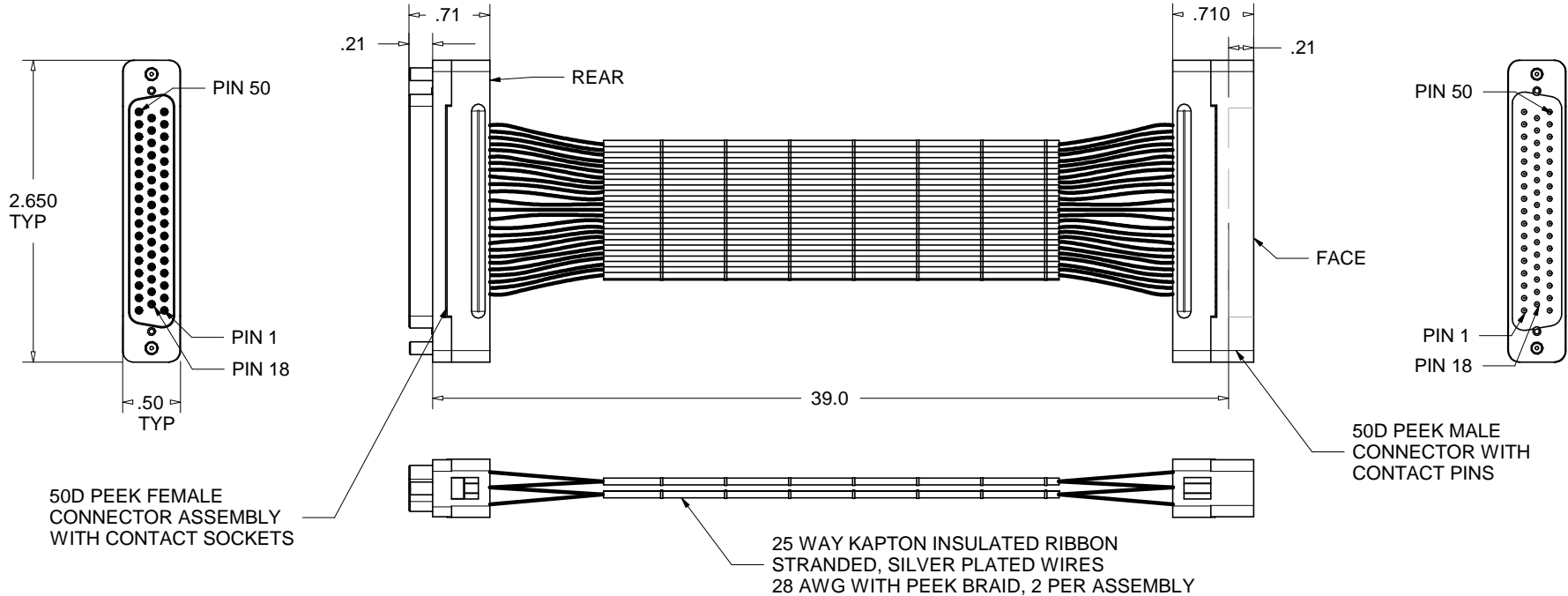
FACE VIEW

A	B	DESCRIPTION	A	B	DESCRIPTION
1	-	1	26	-	26
2	-	2	27	-	27
3	-	3	28	-	28
4	-	4	29	-	29
5	-	5	30	-	30
6	-	6	31	-	31
7	-	7	32	-	32
8	-	8	33	-	33
9	-	9	34	-	34
10	-	10	35	-	35
11	-	11	36	-	36
12	-	12	37	-	37
13	-	13	38	-	38
14	-	14	39	-	39
15	-	15	40	-	40
16	-	16	41	-	41
17	-	17	42	-	42
18	-	18	43	-	43
19	-	19	44	-	44
20	-	20	45	-	45
21	-	21	46	-	46
22	-	22	47	-	47
23	-	23	48	-	48
24	-	24	49	-	49
25	-	25	50	-	50

Rev	Description	Date	Approved
A	INITIAL RELEASE	022210	C M

-A-
CONNECTOR

-B-
CONNECTOR



50D PEEK FEMALE CONNECTOR ASSEMBLY WITH CONTACT SOCKETS

25 WAY KAPTON INSULATED RIBBON STRANDED, SILVER PLATED WIRES 28 AWG WITH PEEK BRAID, 2 PER ASSEMBLY

50D PEEK MALE CONNECTOR WITH CONTACT PINS



Accu-Glass Products Inc.
 25047 Anza Drive
 Valencia, CA 91355
 TEL 818-365-4215
 FAX 818-365-7074
 accuglassproducts.com

Notes:
 1. DIMENSIONS SYMMETRICAL ABOUT CENTERLINES

UNCONTROLLED WEB COPY

Material
 ASSEMBLY

Tolerances unless otherwise specified.

.X ± .03	Angular: +/- .5°
.XX ± .01	Finish: Min. 63 Ra
.XXX ± .005	

Title: **KAP-R50-39SCPC**
 PEEK 50D MALE/FEMALE KAPTON RIBBON 39"LG

Drawn By Date	CR 022210	DWG. NO. 112500	Rev. A
Approved	CM	PDFE	Sheet 1 OF 1